

HOW TO THROW A HARVEST PARTY

A celebration of Virginia wine and food

STEP 1

PICK A DATE

Harvest parties are to be thrown throughout October, all across the Commonwealth. It's the perfect month to celebrate Virginia's bounty with a feast of Virginia-grown wine and food.



STEP 2


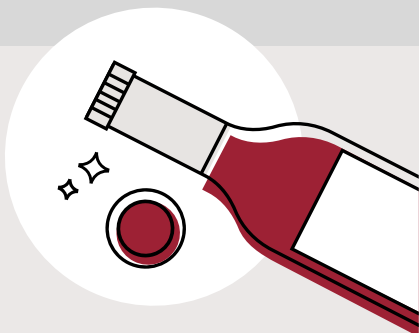
GATHER YOUR FRIENDS

Come together with your friends to toast the richness of our region and to make your own traditions.

STEP 3

SELECT VIRGINIA WINE

Visit virginiawine.org to discover local retailers, pick up your favorite bottles from local wineries, or get Virginia wines shipped straight to your door.



STEP 4



PLAN YOUR FEAST

Design a menu of Virginia-grown foods to pair with selected wines. Visit virginiawine.org/virginia-wine-month to find our Harvest Party Partners, Virginia Wine Pairing Guide, and recipe cards.

STEP 5

CELEBRATE

Liven up your harvest party with local decor and themed table settings. Find a Virginia playlist. Make your Harvest Party unique with your favorite tributes to Virginia.



STEP 6

TOAST TO VIRGINIA

Finally, raise a glass to the bounty of Virginia. Document and share your Harvest Party with hashtags [#harvestpartyva](https://twitter.com/hashtag/harvestpartyva) [#vawinmonth](https://twitter.com/hashtag/vawinmonth) [#vawine](https://twitter.com/hashtag/vawine).